

Name: _____ Date: _____ Event: _____
 City: _____ State: _____ Track: _____

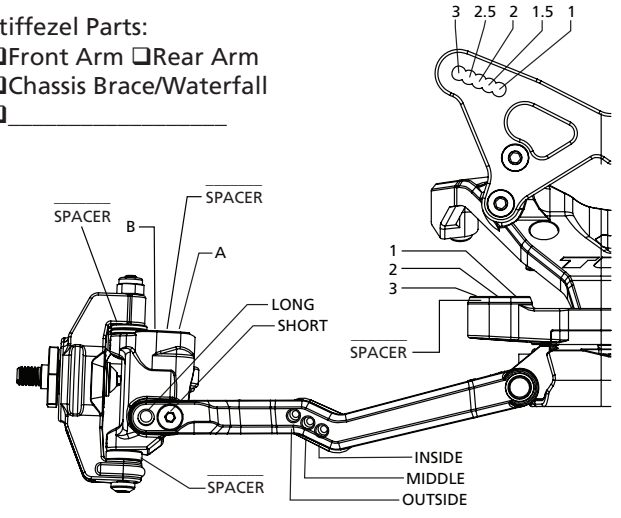


Track Dirt Carpet Tight Smooth Hard Packed Dry Grip Level: Low Medium High
 Conditions: Clay Astro Turf Open Rough Loamy Wet Tread Level: Pin Ghost Pin Slicks

Front Suspension

Toe: _____ Camber: _____
 Ride Height: _____ Caster Block: 0° 5°
 Kick Shim(s): 2mm 1mm Wedge(20°) Other: _____
 VLA Setting: Short Arm Long Arm
 Front Pivot: Alum Composite Brass _____
 Pivot Height: SLRC LRC MRC HRC
 Piston: _____ Oil: _____
 Limiters: Internal: _____ External: _____ Stroke: _____
 Shock Eyelet: Std. +2 Shock Location: _____
 Spring: _____ Sway Bar: _____
 Spindle Steering Arm: 4 5 6 _____
 Spindle Ball Stud: Standard Low Spacers: _____
 Draglink Ball Stud: Standard Low Spacers: _____
 Axle Spacing: 0 +.5mm +1mm
 Trail: 2mm 3mm 4mm
 Camber Link, Inner: 1 2 3 Outer: A B
 Tower: Stiffezel Carbon Carbon +2mm _____
 Mud Guard: Soft Standard Stiffezel
 Front Wheels: Standard Stiffezel
 Front Wing: Low High Narrow High Wide

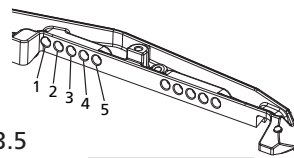
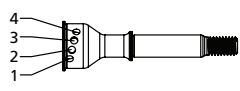
Stiffezel Parts:
 Front Arm Rear Arm
 Chassis Brace/Waterfall



Notes: _____

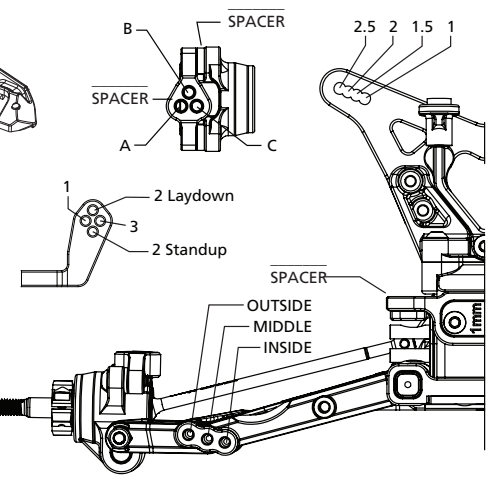
Rear Suspension

Configuration: Laydown Standup
 Diff. Height: 0 +1 +1.75 +2.5 +3.5
 Axle Height: 0 +1 +2 +3 +4
 Ride Height: _____ Camber: _____
 Hub Spacing: _____ Fr _____ Rr Hex Width: _____
 Piston: _____ Oil: _____
 Spring: _____ Sway Bar: _____
 Limiters: Internal: _____ External: _____ Stroke: _____
 Shock Eyelet: Std. +2 Shock Location: _____
 Shock Mounting: Front Rear Shaft Dia.: 3.0 3.5
 Tower: Stiffezel Carbon Carbon +2mm _____
 Camber Block Spacer: 1mm ↓ 0mm 1mm ↑
 Camber Link, Inner: 1 2 3
 Camber Link, Outer: A B C
 Battery Position: 1 2 3 4 5 _____
 Wing/Wickerbill: _____
 Wing Angle: 0° 2° 4° Wing Height: _____
 Diff Type: Ball Gear Setting: _____
 Gear Diff Gears: Composite Steel Planet Gears: 2 4
 Driveshaft Length: CVA Universal Length: _____
 CV Pin Position: 1 2 3 4
 Direct Drive Slipper Pads: Torque (yel) Drive (org)



C-Mount
 0 .5 1

D-Mount
 0 .5 1



Electronics

Radio: _____ Timing Advance: _____
 Servo: _____ Steering Expo: _____
 ESC: _____ Throttle/Brake EPA: _____
 Initial Brake: _____ Motor: _____
 Drag Brake: _____ Pinion: _____ Spur: _____
 Throttle Profile: _____ Battery: _____
 Battery Weight: _____

Tires

	Front	Rear
Thread:	_____	_____
Compound:	_____	_____
Insert:	_____	_____
Sauce:	_____	_____
Notes:	_____	

Chassis

Electronics Plate
 Brass, 36g
 Carbon

Battery Plate
 19g 26g 37g _____

Rear Ballast
 16g 25g

C-Pivot Block
 Brass, 20g
 Aluminum

Total Weight: _____
 FR: _____ % RR: _____ %